



ETIBOX

Distribution Boards

Distribution boards DIDO **150**

Accessories **153**

f @ in v
/etigroup


ETI
SWITCH TO
A SAFE FUTURE

ETIBOX Distribution boards DIDO

Home distribution board DIDO-E

| | | |
|------------------------------|-------------------------------|--------------------------------------|
| Rated current 63 A | Rated voltage 400 V | Degree of protection IP 40 |
|------------------------------|-------------------------------|--------------------------------------|



Technical data

| | |
|--------------------------|---|
| Degree of protection | IP 40 |
| Colour | white |
| Double insulation |  |
| Standard | IEC 62208, IEC 60670-1, IEC 60670-24 |
| Installation temperature | -25° / +60°C |
| Glow wire test | 650°C |


Number of N - PE terminals (1,5...16mm²):

| | |
|----------------|-------------------|
| ECT/M48PT/PO | 2x20 20 PE / 20 N |
| ECT/M1x24PT/PO | 2x13 13 PE / 13 N |



Flush mounted distribution board - transparent door

| Type | Code No. | Number of modules |  g |  | Rows |
|--------------------------|-----------|-------------------|---|---|------|
| ECM48PT transparent door | 001100400 | 48 | 2320 | 1/5 | 4 |

Flush mounted distribution board - white door

| Type | Code No. | Number of modules |  g |  | Rows |
|--------------------|-----------|-------------------|---|---|------|
| ECM48PO white door | 001100402 | 48 | 2320 | 1/5 | 4 |

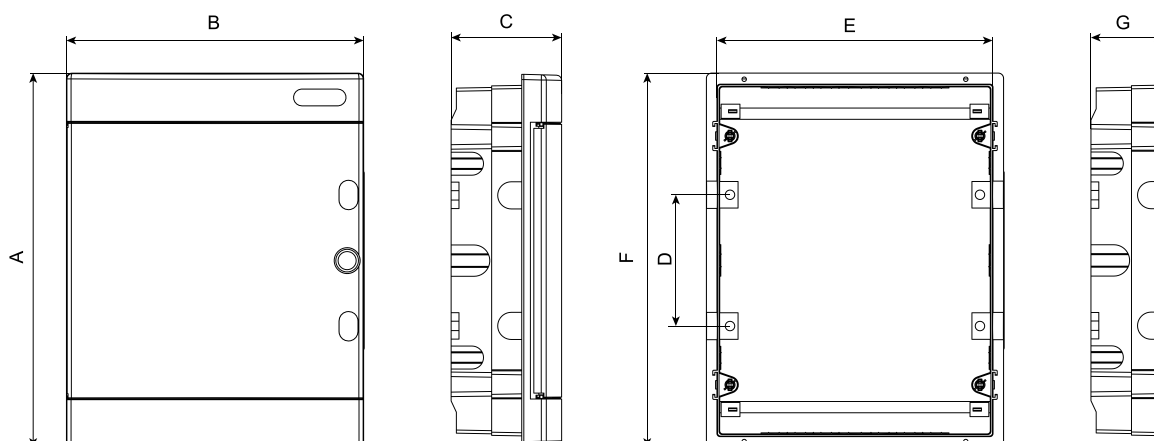
Flush mounted distribution board 1x24 modules

| Type | Code No. | Number of modules |  g |  | Rows |
|-----------------------------|-----------|-------------------|---|---|------|
| ECM 1x24PT transparent door | 001100401 | 1x24 | 952 | 1/5 | 1 |
| ECM 1x24PO white door | 001100403 | 1x24 | | 1/5 | |



Flush mounted distribution board


| type | Dimensions | | | | | | | Max. allowed power losses when Max. number of devices are installed Pde | Static load |
|-----------------------|------------|--------|--------|--------|--------|--------|-------|--|-------------|
| | A | B | C | D | E | F | G | | |
| ECM48PT/ECM48PO | 676 mm | 283mm | 106 mm | 125 mm | 273 mm | 656 mm | 68 mm | 30W | 1560 g |
| ECM 1x24PT/ECM 1x24PO | 500 mm | 255 mm | 106 mm | 125 mm | 489 mm | 235 mm | 68 mm | 30W | 2340g |



Flush mounted enclosures with super thin design DIDO ECG

| | | |
|------------------------------|-------------------------------|--------------------------------------|
| Rated current 63 A | Rated voltage 400 V | Degree of protection IP 40 |
|------------------------------|-------------------------------|--------------------------------------|

Technical data



| | |
|--------------------------|---|
| Degree of protection | IP 40 |
| Colour | white |
| Double insulation |  |
| Standard | IEC 62208, IEC 60670-1, IEC 60670-24 |
| Installation temperature | -25° / +60°C |
| Glow wire test | 650°C |

Number of N - PE terminals (1,5...16mm²):

| | |
|-------|-------------------|
| ECG56 | 2x20 20 PE / 20 N |
|-------|-------------------|



- ECG56 and ECG70 have no extra space for PST-UNI terminals.

Flush mounted distribution board - plastic door - transparent

| Type | Code No. | Number of modules |  |  | Rows |
|---------|-----------|-------------------|---|---|------|
| ECG56PT | 001100412 | 48+8 | 3650 | 1/1 | 4 |

*Rear side plastics conforms 650°C glow wire test (not appropriate for wooden or hollow walls - IEC 60670-24)

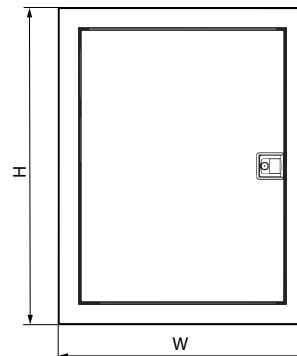
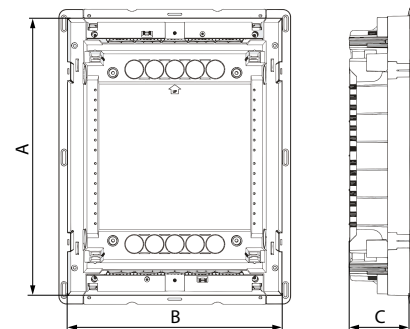
Flush mounted distribution board - plastic door - white

| Type | Code No. | Number of modules |  |  | Rows |
|---------|-----------|-------------------|---|---|------|
| ECG56PO | 001100413 | 48+8 | 3650 | 1/1 | 4 |

*Rear side plastics conforms 650°C glow wire test (not appropriate for wooden or hollow walls - IEC 60670-24)

Flush mounted distribution board

| Type | Dimensions | | | | | Max. allowed power losses when Max. number of devices are installed |
|-------|------------|--------|-------|--------|--------|---|
| | A | B | C | H | W | |
| ECG56 | 673 mm | 306 mm | 87 mm | 717 mm | 346 mm | 60 W |



ECG

| | |
|-----------------|--|
| Material | Acrylonitrile butadiene styrene |
| Color | RAL9003 |
| Door | Acrylonitrile butadiene styrene |
| Color | Transparent & white |
| Glow wire test | 650°C |
| Terminal holder | Self extinguish material (Glow wire test: 960°C) |
| Temperature | -25°C ... +60°C |
| Rated voltage | AC400V |
| Standard | IEC 62208, IEC 60670-1, IEC 60670-24 |
| Halogen free | ✓ |

Enclosures for multimedia and communication device DIDO ECG MEDIA

Rated current
63 A

Rated voltage
400 V

Degree of protection
IP 30

Technical data

| | |
|--------------------------|--------------------------------------|
| Degree of protection | IP 30 |
| Colour | white |
| Standard | IEC 62208, IEC 60670-1, IEC 60670-24 |
| Installation temperature | -25° / +60°C |
| Glow wire test | 650°C |



Number of N - PE terminals (1,5...16mm²):

ECG56 2x20 20 PE / 20 N

- ECG56 and ECG70 have no extra space for PST-UNI terminals.



Flush mounted multimedia distribution board - plastic door - transparent

| Type | Code No. | Number of mounting plates |  g |  |
|--------------|-----------|---------------------------|---|---|
| ECG56MEDIAPT | 001100415 | 4 | 3300 | 1/1 |



*Rear side plastics conforms 650°C glow wire test (not appropriate for wooden or hollow walls - IEC 60670-24)

Distribution boards DIDO ACT



DIDO ACT

| | |
|-----------------|--|
| Material | ABS |
| Color | RAL9003 |
| Door | styrene acrylonitrile |
| Color | Transparent & white |
| Glow wire test | 650°C |
| Terminal holder | Self extinguish material (Glow wire test: 960°C) |
| Temperature | -25°C ... +60°C |
| Rated voltage | AC400V |
| Standard | IEC 62208, IEC 60670-1, IEC60670-24 |
| Halogen free | ✓ |

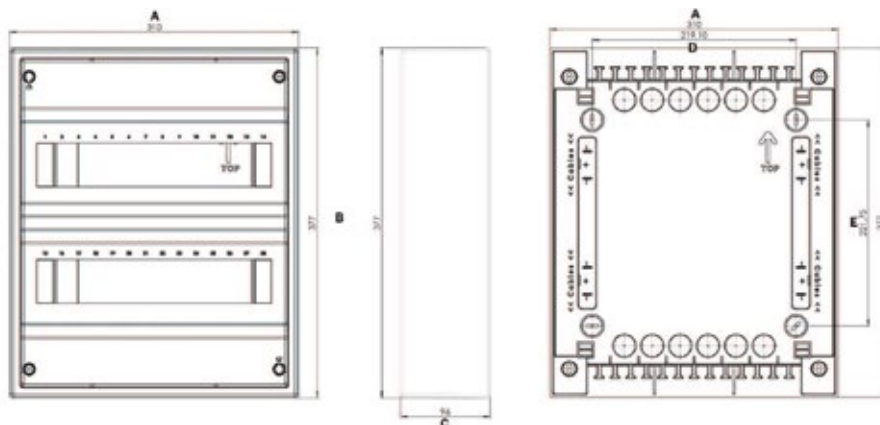
Surface mounted distribution board - plastic door - transparent

| Type | Code No. | Number of modules |  g |  | Rows |
|---------|-----------|-------------------|---|---|------|
| ACT48PT | 001100410 | 48+8 | 2500 | 1/5 | 4 |

Surface mounted distribution board - plastic door - white

| Type | Code No. | Number of modules |  g |  | Rows |
|---------|-----------|-------------------|---|---|------|
| ACT48PO | 001100411 | 48+8 | 2500 | 1/5 | 4 |

| | A [mm] | B [mm] | C [mm] | D [mm] | E [mm] | Max. allowed power losses when Max. number of devices are installed |
|-------|--------|--------|--------|--------|--------|---|
| ACT48 | 310 | 650 | 96 | 219 | 472 | 60W |



ETIBOX Accessories

Input Terminals EFB

EFB - 25 - F T - 15

1 2 3 4

1 - busbar cross-section (mm²): 25, 50.
 2 - connection type:
 F - fork type,
 P - PIN type.
 3 - cable entry: T - top; S - side
 4 - output length 15...29mm



EFB-25FT-15



EFB-25FS-15



EFB-25PT-15



EFB-25PS-15



EFB-25FT-28



EFB-25FS-28



EFB-25PT-29



EFB-25PS-29

Feeding terminals EFB-25 (80A, AC 690/DC 1500V)

| Type | Code No. | Cross-section [mm ²] | Type | Length [mm] | Entering | g | Box |
|-------------|-----------|----------------------------------|------|-------------|----------|----|-----|
| EFB-25FT-15 | 002921280 | 6-25 mm ² | Fork | 15 | top | 11 | 25 |
| EFB-25FS-15 | 002921282 | | Fork | 15 | side | 11 | 25 |
| EFB-25PT-15 | 002921283 | | Pin | 15 | top | 11 | 25 |
| EFB-25PS-15 | 002921285 | | Pin | 15 | side | 11 | 25 |
| EFB-25FT-28 | 002921286 | | Fork | 28 | top | 13 | 25 |
| EFB-25FS-28 | 002921287 | | Fork | 28 | side | 13 | 25 |
| EFB-25PT-29 | 002921288 | | Pin | 29 | top | 13 | 25 |
| EFB-25PS-29 | 002921289 | | Pin | 29 | side | 13 | 25 |

Feeding terminals EFB-50 (125A, AC 690/DC 1500V)

| Type | Code No. | Cross-section [mm ²] | Type | Length [mm] | Entering | g | Box |
|-------------|-----------|----------------------------------|------|-------------|----------|----|-----|
| EFB-50FT-15 | 002921281 | 6-50 mm ² | Fork | 15 | top | 20 | 25 |
| EFB-50PT-15 | 002921284 | | Pin | 15 | top | 20 | 25 |

Input terminal for insulated conductor rails EFB-50 (160A, AC/DC 1000V)

| Type | Code No. | Cross-section [mm ²] | Compatibility | Length [mm] | g | Box |
|--------|-----------|----------------------------------|------------------|-------------|----|-----|
| EFB-50 | 002921278 | 6-50 mm ² | IZ (IZS) 17,8 mm | 50 | 29 | 10 |



EFB-50FT-15



EFB-50PT-15

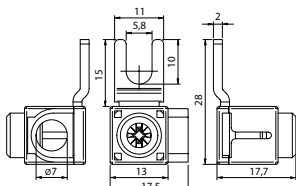


EFB50

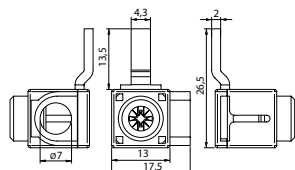


3xEFB50

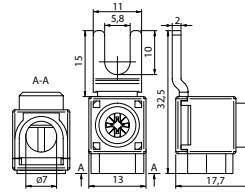
Dimensions



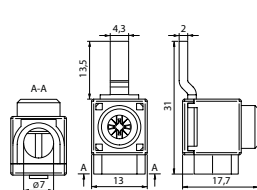
EFB-25FS-15



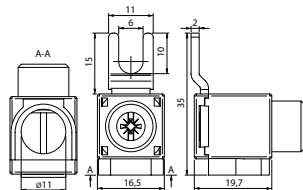
EFB-25PS-15



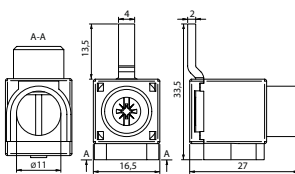
EFB-25FT-15



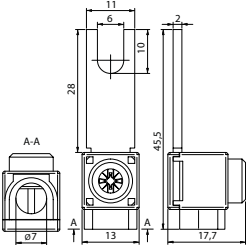
EFB-25PT-15



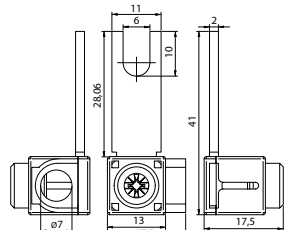
EFB-50FT-15



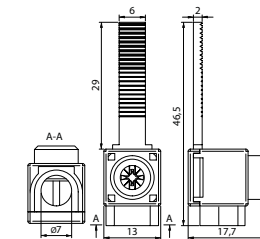
EFB-50PT-15



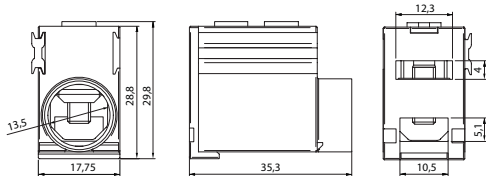
EFB-25FT-28



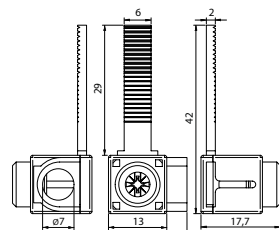
EFB-25FS-28



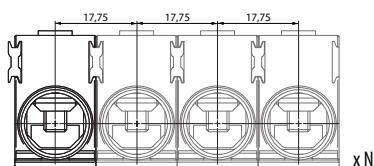
EFB-25PT-29



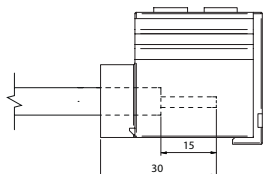
EFB-50



EFB-25PS-29



EFB-50



PZ2